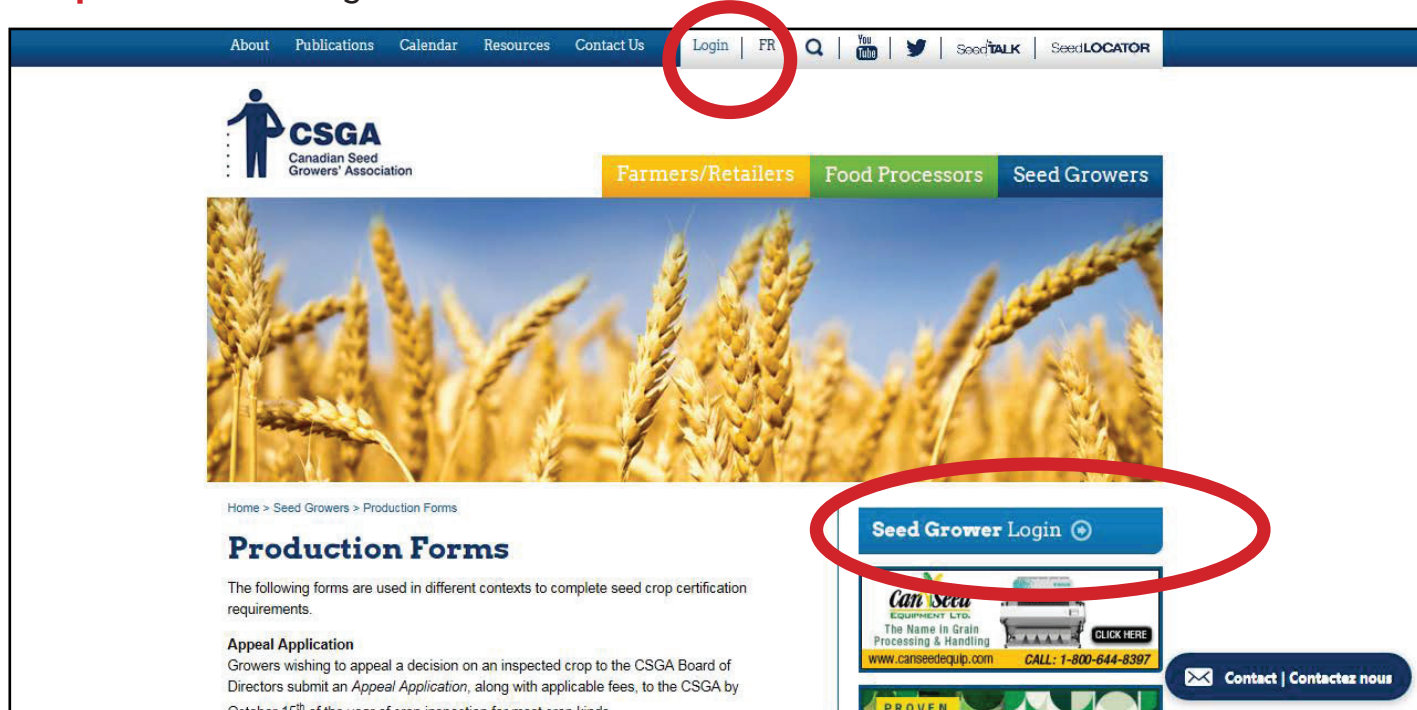


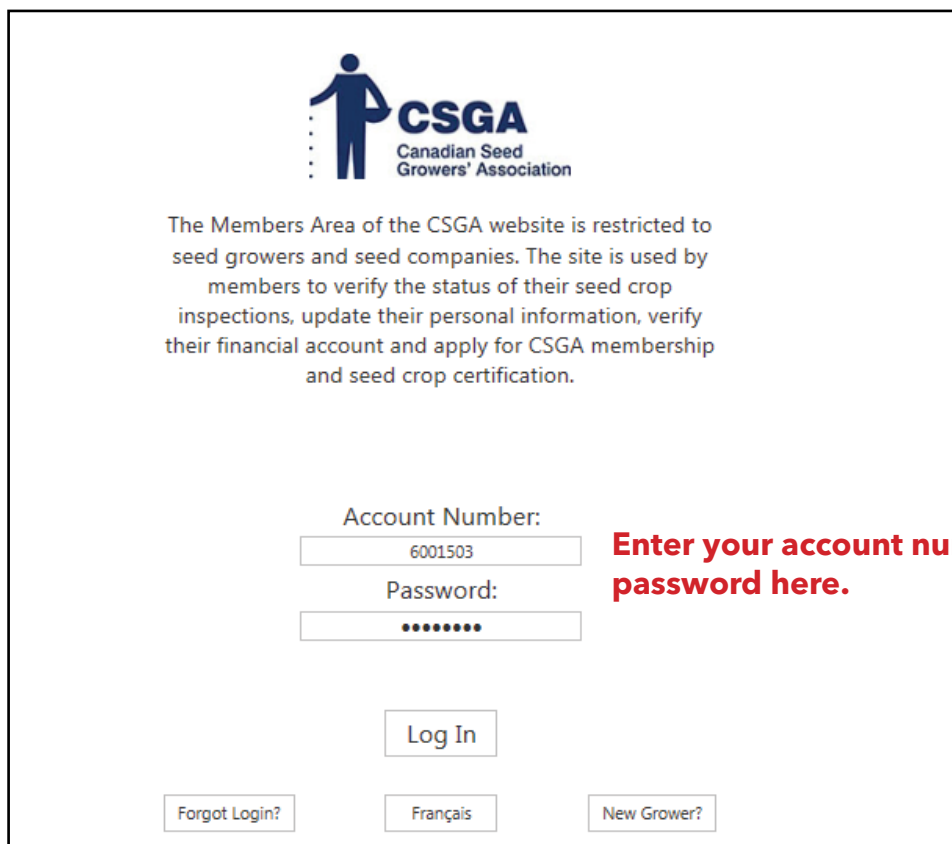
INSTRUCTIONS TO ADD CARRYOVER SEED VARIETIES TO CSGA SEED LOCATOR AND PROVINCIAL SEED GUIDES

Step 1. Go to www.csga.com.



The screenshot shows the CSGA website homepage. The navigation bar at the top includes links for About, Publications, Calendar, Resources, Contact Us, Login, and FR. The 'Login' link is circled in red. Below the navigation bar is the CSGA logo and a menu with options for Farmers/Retailers, Food Processors, and Seed Growers. A large image of wheat is displayed. Below the image, the breadcrumb trail reads 'Home > Seed Growers > Production Forms'. The main heading is 'Production Forms'. A 'Seed Grower Login' button is circled in red. Below the main content, there is an advertisement for Can Seed Equipment Ltd. and a 'Contact | Contactez nous' button.


Step 2. Go to MEMBER LOG IN, enter USERNAME & PASSWORD and select LOGIN Button



The screenshot shows the CSGA Member Login page. The CSGA logo is at the top. Below it, a message states: 'The Members Area of the CSGA website is restricted to seed growers and seed companies. The site is used by members to verify the status of their seed crop inspections, update their personal information, verify their financial account and apply for CSGA membership and seed crop certification.' Below this message are two input fields: 'Account Number:' with the value '6001503' and 'Password:' with a masked password '.....'. A 'Log In' button is positioned below the password field. At the bottom of the page, there are three buttons: 'Forgot Login?', 'Français', and 'New Grower?'.

Enter your account number and password here.

Step 3. When you are in Member section, select FORMS, then select NOTICE OF CARRYOVER SEED

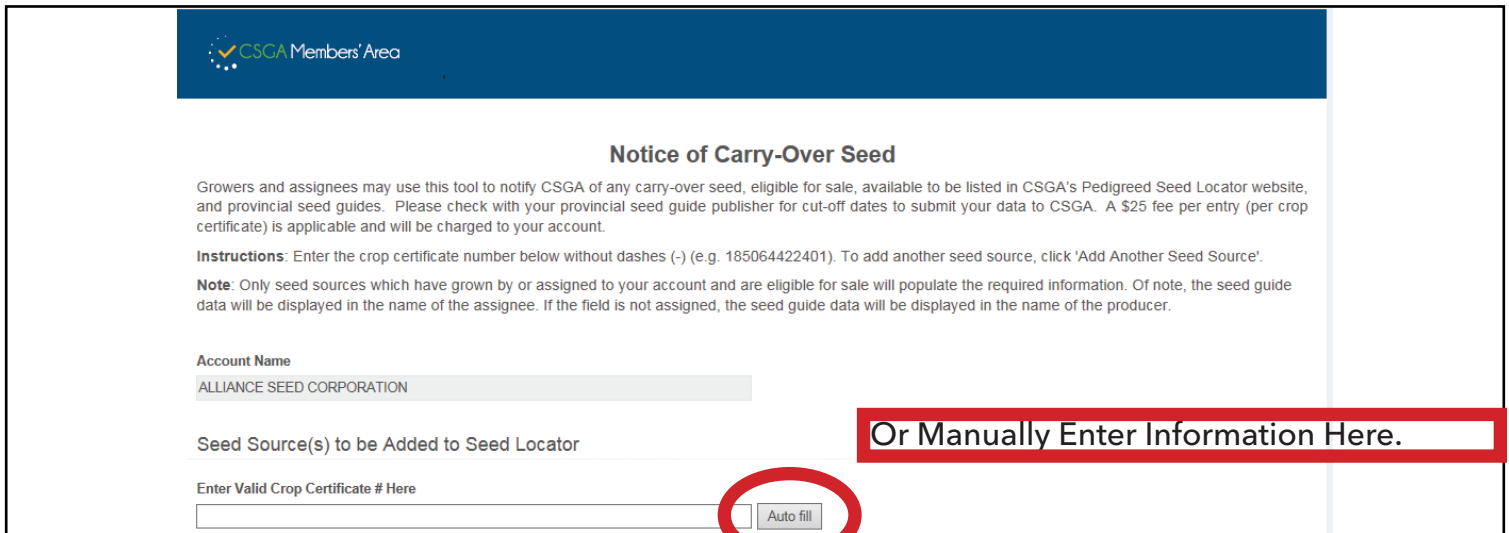


CSGA Members' Area Crop History Apply No. **Forms** Payment Variety Description My Profile Français Help Log Out

Form Name	Action
Form 182 - Refuge Declaration for Midge Tolerant Wheat Crops	View Document
Bulk Application Submission	View Document
Form 180 - Declaration of Percent Hybrid Seed & Support Documentation	View Document
Seed Tag Upload Tool	View Document
Map Upload Tool	View Document
Form 183 - Reconstituted Flax Declaration	View Document
Form 50 - Report on Plot Production	View Document
Form 43 - Application for a Breeder Seed Crop Certificate	View Document
Form 101 - Previous Land Use Verification	View Document
Enter a New Variety Into Seed Crop Certification	View Document
Form 115 - Intention to Harvest a Specific Class	View Document
Notice of Carry-Over Seed	View Document

Step 4. Enter Valid Crop Certificate of Carryover Seed. Select AUTOFILL and the remainder of the information will be filled in OR Manually enter Year, Variety, Kind, Class issued.

Select the SUBMIT BUTTON and your carryover seed will be listed into the seed selector, and then will be published in provincial seed guides



Notice of Carry-Over Seed

Growers and assignees may use this tool to notify CSGA of any carry-over seed, eligible for sale, available to be listed in CSGA's Pedigreed Seed Locator website, and provincial seed guides. Please check with your provincial seed guide publisher for cut-off dates to submit your data to CSGA. A \$25 fee per entry (per crop certificate) is applicable and will be charged to your account.

Instructions: Enter the crop certificate number below without dashes (-) (e.g. 185064422401). To add another seed source, click 'Add Another Seed Source'.

Note: Only seed sources which have grown by or assigned to your account and are eligible for sale will populate the required information. Of note, the seed guide data will be displayed in the name of the assignee. If the field is not assigned, the seed guide data will be displayed in the name of the producer.


Account Name
ALLIANCE SEED CORPORATION

Seed Source(s) to be Added to Seed Locator

Enter Valid Crop Certificate # Here

Auto fill

Or Manually Enter Information Here.



Year

Variety

Kind

Class Issued *

[Add Another Seed Source](#)

Submit